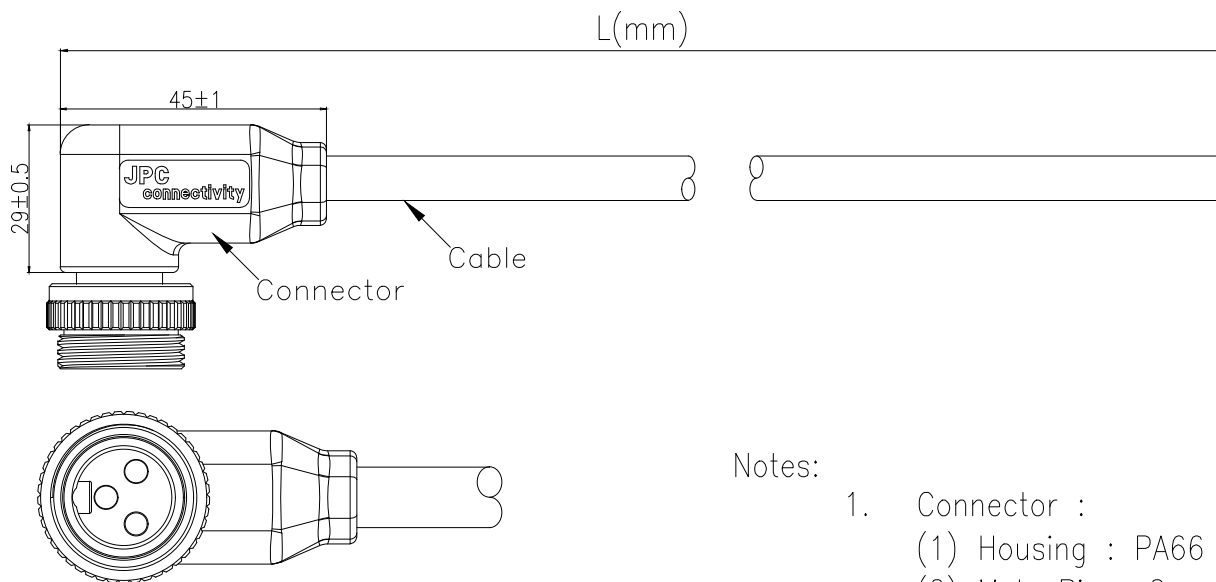


THIS DRAWING AND THE DATA DISCLOSED HEREIN OR HEREWITH IS NOT TO BE REPRODUCED USED OR DISCLOSED IN WHOLE OR IN PART TO ANYONE WITHOUT THE PERMISSION OF JESS-LINK PRODUCTS CO.,LTD.(JPC)

CUSTOMER DRAWING

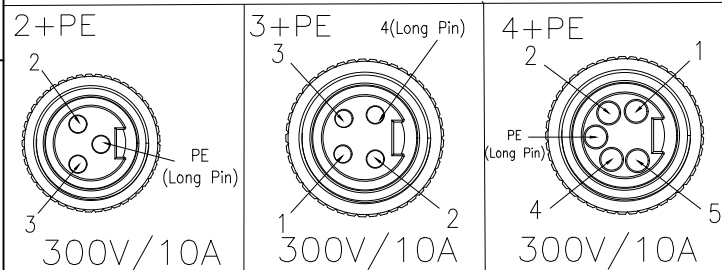
REV.	ECN NO.	DESCRIPTION	MDF'D	APP'D	DATE
A1		First Release	George	Ray	07/17/2024
A2					
A3					



Notes:

- Connector :
  - Housing : PA66 , Black , UL94V-0
  - Male Pin : Copper alloy , Gold plated
  - O-Ring : Silicone Rubber , Black
  - Mating Nut : Copper Alloy , Ni plated
  - OverMold : Plastic , Black , UL94V-0
- Waterproof Rate : IP67 Mated.
- RoHS Compliant
- Cable : UL20234 16AWG, Black TPU Jacket
- Cable Length Tolerance :
  - $L < 0.3M$  : +25mm/-0mm
  - $0.3M < L \leq 1.5M$  : +50mm/-0 mm
  - $1.5M < L \leq 3M$  : +100mm/-0 mm
  - $3M < L \leq 7.5M$  : +150mm/-0 mm
  - $L > 7.5M$  : +5%mm/-0% mm

Pin Assignment Front View



Pin Out

Pin	Wire Color	Pin	Wire Color	Pin	Wire Color
2	Brown	1	Brown	1	Brown
3	Gray	2	Black	2	Black
PE	Green/Yellow	3	Gray	PE	Green/Yellow
		4	Green/Yellow	4	Gray
				5	White

P/N:

MN-87-XXC-MMMS-SR-7QXXX

XX : No. Of Pin

XXX (Length) : \_\_\_\_\_

First X : A (0 meter) , B (1 Meter)

XX :10 (100mm) , 20 (200mm)

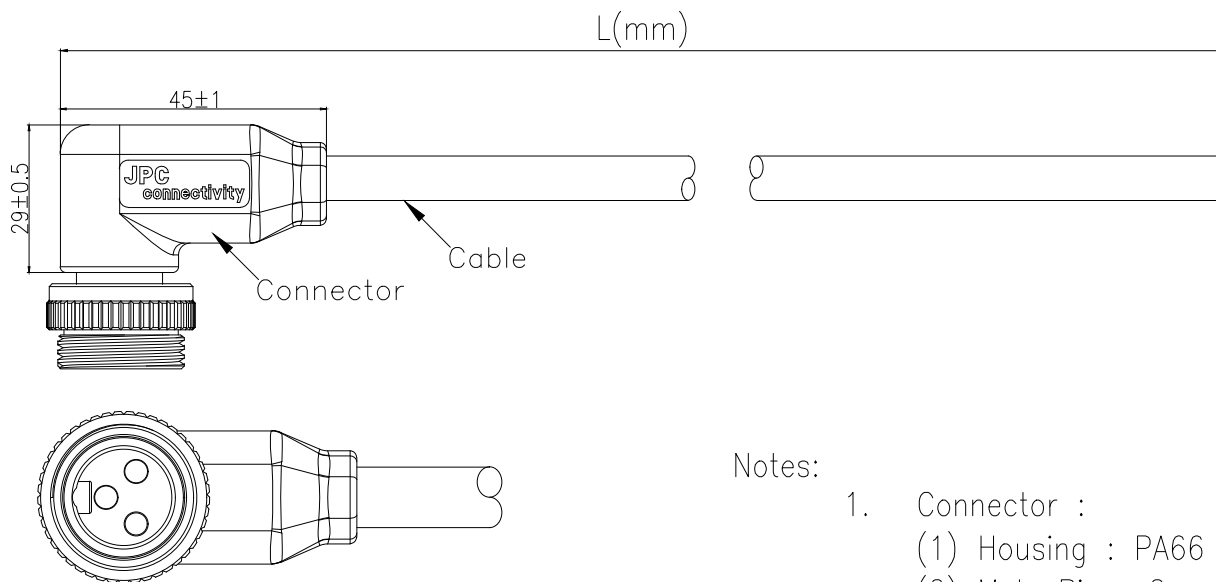
XXX :A10 (100mm) , B20 (1200mm)

<b>RoHS COMPLIANT</b>	Unit : mm	PROJECTION		<b>JPC connectivity</b>	
	GENERAL TOLERANCES: (UNLESS SPECIFIED)	D.R. 07/17/2024			
	0 = ±.50	CH.K 07/17/2024		7/8" Cable Slide Male 90° Connector	
	0.0 = ±.25 0.00 = ±.15 0.000 = ±.05 0' = ±.02 0.0' = ±.1'	APV.D 07/17/2024		SCALE	SIZE
			-	A4	MN-87-XXC-MMMS-SR-7QXXX
					REV. A1
					SHEET 1 OF 1

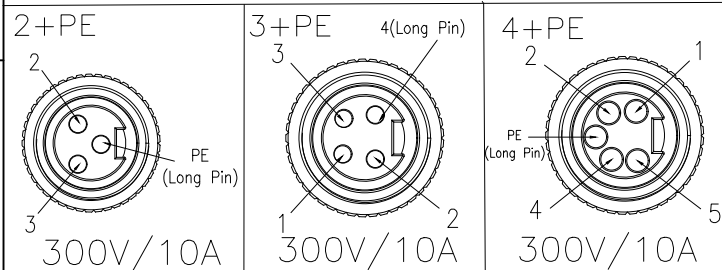
THIS DRAWING AND THE DATA DISCLOSED HEREIN OR HEREWITH IS NOT TO BE REPRODUCED USED OR DISCLOSED IN WHOLE OR IN PART TO ANYONE WITHOUT THE PERMISSION OF JESS-LINK PRODUCTS CO.,LTD.(JPC)

CUSTOMER DRAWING

REV.	ECN NO.	DESCRIPTION	MDF'D	APP'D	DATE
A1		First Release	George	Ray	07/17/2024
A2					
A3					



Pin Assignment Front View



Pin Out

Pin	Wire Color	Pin	Wire Color	Pin	Wire Color
2	Brown	1	Brown	1	Brown
3	Gray	2	Black	2	Black
PE	Green/Yellow	3	Gray	PE	Green/Yellow
		4	Green/Yellow	4	Gray
				5	White

P/N:

MN-87-XXC-MMMS-SR-7QXXX

XX : No. Of Pin

XXX (Length) : \_\_\_\_\_

First X : A (0 meter) , B (1 Meter)

XX :10 (100mm) , 20 (200mm)

XXX :A10 (100mm) , B20 (1200mm)

Notes:

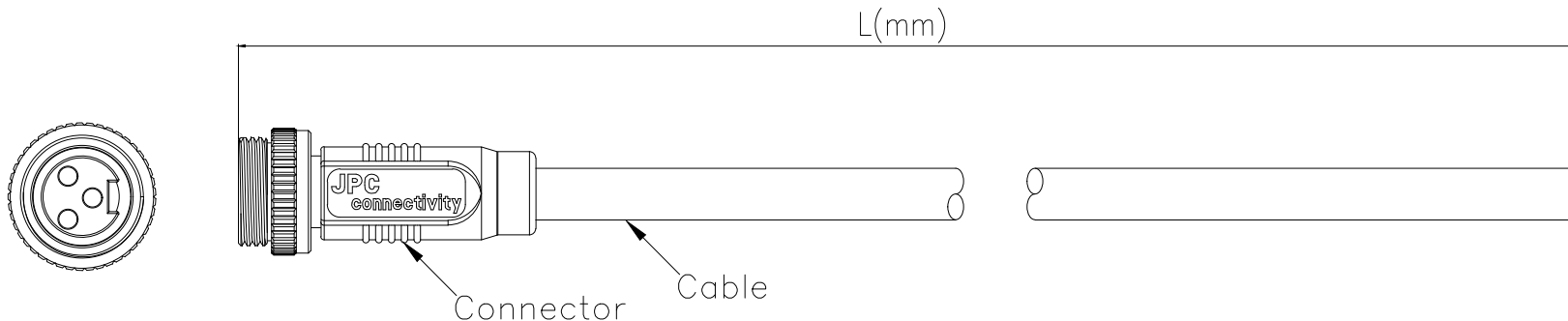
- Connector :
  - Housing : PA66 , Black , UL94V-0
  - Male Pin : Copper alloy , Gold plated
  - O-Ring : Silicone Rubber , Black
  - Mating Nut : Copper Alloy , Ni plated
  - OverMold : Plastic , Black , UL94V-0
- Waterproof Rate : IP67 Mated.
- RoHS Compliant
- Cable : UL20234 16AWG, Black TPU Jacket
- Cable Length Tolerance :
  - $L < 0.3M$  : +25mm/-0mm
  - $0.3M < L \leq 1.5M$  : +50mm/-0 mm
  - $1.5M < L \leq 3M$  : +100mm/-0 mm
  - $3M < L \leq 7.5M$  : +150mm/-0 mm
  - $L > 7.5M$  : +5%mm/-0% mm

RoHS COMPLIANT	Unit : mm	PROJECTION	<b>JPC connectivity</b>		
	GENERAL TOLERANCES: (UNLESS SPECIFIED)				
	0 = ±.50	D.R. 07/17/2024	TITLE	PD./FILE NO.	
	0.0 = ±.25	CH.K 07/17/2024	7/8" Cable Slide Male 90° Connector		
0.00 = ±.15	APV.D 07/17/2024	SCALE	SIZE	PART NO.	REV. A1
0.000 = ±.05		-	A4	MN-87-XXC-MMMS-SR-7QXXX	SHEET 1 OF 1
0' = ±.02					
0.0' = ±.1'					

THIS DRAWING AND THE DATA DISCLOSED HEREIN OR HEREWITH IS NOT TO BE REPRODUCED USED OR DISCLOSED IN WHOLE OR IN PART TO ANYONE WITHOUT THE PERMISSION OF JESS-LINK PRODUCTS CO.,LTD.(JPC)

CUSTOMER DRAWING

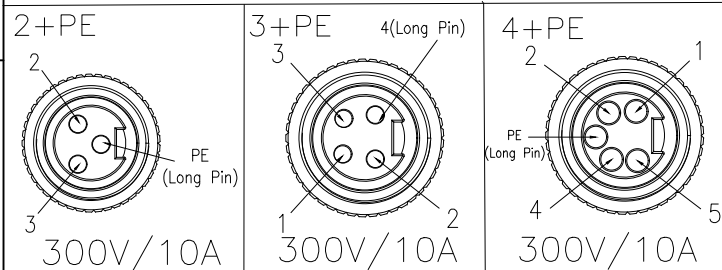
REV.	ECN NO.	DESCRIPTION	MDF'D	APP'D	DATE
A1		First Release	George	Ray	07/17/2024
A2					
A3					



Notes:

- Connector :
  - Housing : PA66 , Black , UL94V-0
  - Male Pin : Copper alloy , Gold plated
  - O-Ring : Silicone Rubber , Black
  - Mating Nut : Copper Alloy , Ni plated
  - OverMold : Plastic , Black , UL94V-0
- Waterproof Rate : IP67 Mated.
- RoHS Compliant
- Cable : UL20234 16AWG, Black TPU Jacket
- Cable Length Tolerance :
  - $L < 0.3M$  : +25mm/-0mm
  - $0.3M < L \leq 1.5M$  : +50mm/-0 mm
  - $1.5M < L \leq 3M$  : +100mm/-0 mm
  - $3M < L \leq 7.5M$  : +150mm/-0 mm
  - $L > 7.5M$  : +5%mm/-0% mm

Pin Assignment Front View



Pin Out

Pin	Wire Color	Pin	Wire Color	Pin	Wire Color
2	Brown	1	Brown	1	Brown
3	Gray	2	Black	2	Black
PE	Green/Yellow	3	Gray	PE	Green/Yellow
		4	Green/Yellow	4	Gray
				5	White

P/N:

MN-87-XXC-MMMS-SS-7QXXX

XX : No. Of Pin

XXX (Length) : \_\_\_\_\_

First X : A (0 meter) , B (1 Meter)

XX :10 (100mm) , 20 (200mm)

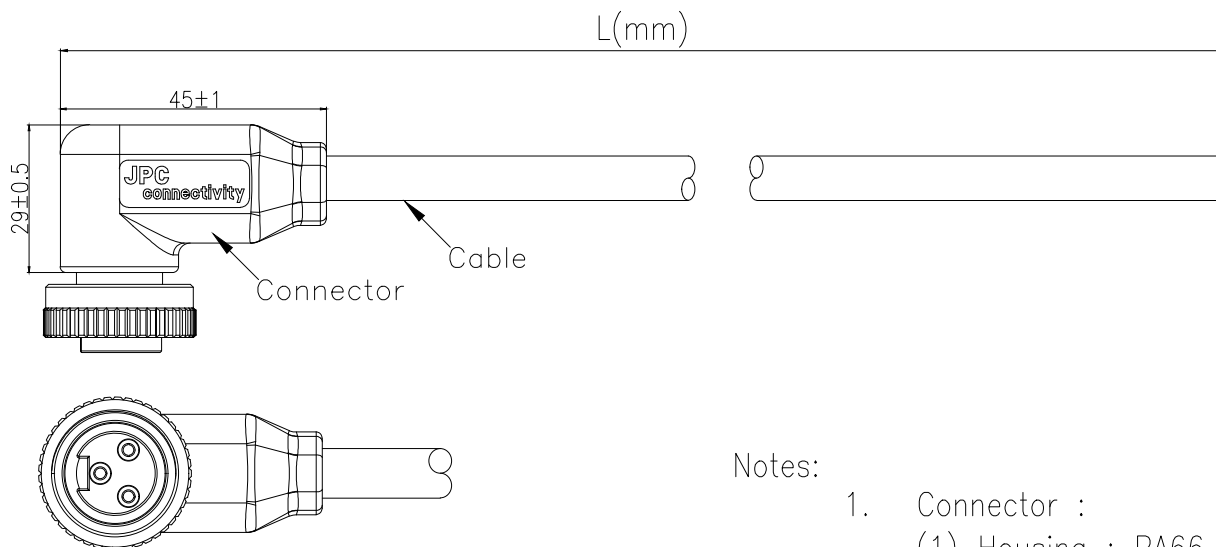
XXX :A10 (100mm) , B20 (1200mm)

<b>RoHS COMPLIANT</b>	Unit : mm	<b>PROJECTION</b>		<b>JPC connectivity</b>	
	GENERAL TOLERANCES: (UNLESS SPECIFIED)				
	0 = ±.50	D.R. 07/17/2024	TITLE 7/8" Cable Slide Male Connector		PD./FILE NO.
	0.0 = ±.25	CH.K 07/17/2024			
0.00 = ±.15	APV.D 07/17/2024	SCALE	SIZE	PART NO.	REV. A1
0.000 = ±.05		-	A4	MN-87-XXC-MMMS-SS-7QXXX	SHEET 1 OF 1
0' = ±.02					
0.0' = ±.1'					

THIS DRAWING AND THE DATA DISCLOSED HEREIN OR HEREWITH IS NOT TO BE REPRODUCED USED OR DISCLOSED IN WHOLE OR IN PART TO ANYONE WITHOUT THE PERMISSION OF JESS-LINK PRODUCTS CO.,LTD.(JPC)

CUSTOMER DRAWING

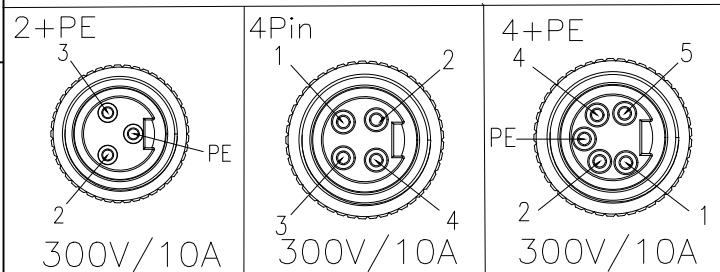
REV.	ECN NO.	DESCRIPTION	MDF'D	APP'D	DATE
A1		First Release	George	Ray	07/16/2024
A2					
A3					



Notes:

- Connector :
  - Housing : PA66 , Black , UL94V-0
  - Female Pin : Copper alloy , Gold plated
  - O-Ring : Silicone Rubber , Black
  - Mating Nut : Copper Alloy , Ni plated
  - OverMold : Plastic , Black , UL94V-0
- Waterproof Rate : IP67 Mated.
- RoHS Compliant
- Cable : UL20234 16AWG, Black TPU Jacket
- Cable Length Tolerance :
  - $L \leq 0.3M$  : +25mm/-0mm
  - $0.3M < L \leq 1.5M$  : +50mm/-0 mm
  - $1.5M < L \leq 3M$  : +100mm/-0 mm
  - $3M < L \leq 7.5M$  : +150mm/-0 mm
  - $L > 7.5M$  : +5%mm/-0% mm

Pin Assignment Front View



Pin Out

Pin	Wire Color	Pin	Wire Color	Pin	Wire Color
2	Brown	1	Brown	1	Brown
3	Gray	2	Black	2	Black
PE	Green/Yellow	3	Gray	PE	Green/Yellow
		4	Green/Yellow	4	Gray
				5	White

P/N:

MN-87-XXC-FFMS-SR-7QXXX

XX : No. Of Pin

XXX (Length) : \_\_\_\_\_

First X : A (0 meter) , B (1 Meter)

XX :10 (100mm) , 20 (200mm)

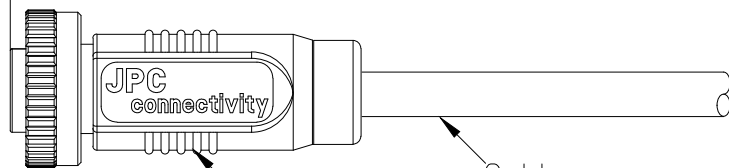

XXX :A10 (100mm) , B20 (1200mm)

<b>RoHS COMPLIANT</b>	Unit : mm	PROJECTION		<b>JPC connectivity</b>	
	GENERAL TOLERANCES: (UNLESS SPECIFIED)	D.R. 07/16/2024			
	0 = ±.50	CH.K 07/16/2024		7/8" Cable Slide Female 90° Connector	
	0.0 = ±.25 0.00 = ±.15 0.000 = ±.05 0' = ±.02 0.0' = ±.1'	APV.D 07/16/2024		SCALE	SIZE
			-	A4	MN-87-XXC-FFMS-SR-7QXXX
					REV. A1
					SHEET 1 OF 1

THIS DRAWING AND THE DATA DISCLOSED HEREIN OR HEREWITH IS NOT TO BE REPRODUCED USED OR DISCLOSED IN WHOLE OR IN PART TO ANYONE WITHOUT THE PERMISSION OF JESS-LINK PRODUCTS CO.,LTD.(JPC)

CUSTOMER DRAWING

REV.	ECN NO.	DESCRIPTION	MDF'D	APP'D	DATE
A1		First Release	George	Ray	07/16/2024
A2					
A3					



Notes:

- Connector :
  - Housing : PA66 , Black , UL94V-0
  - Female Pin : Copper alloy , Gold plated
  - O-Ring : Silicone Rubber , Black
  - Mating Nut : Copper Alloy , Ni plated
  - OverMold : Plastic , Black , UL94V-0
- Waterproof Rate : IP67 Mated.
- RoHS Compliant
- Cable : UL20234 16AWG, Black TPU Jacket
- Cable Length Tolerance :
  - $L < 0.3M$  : +25mm/-0mm
  - $0.3M < L \leq 1.5M$  : +50mm/-0 mm
  - $1.5M < L \leq 3M$  : +100mm/-0 mm
  - $3M < L \leq 7.5M$  : +150mm/-0 mm
  - $L > 7.5M$  : +5%mm/-0% mm

Pin Assignment Front View

P/N:

MN-87-XXC-FFMS-SS-7QXXX

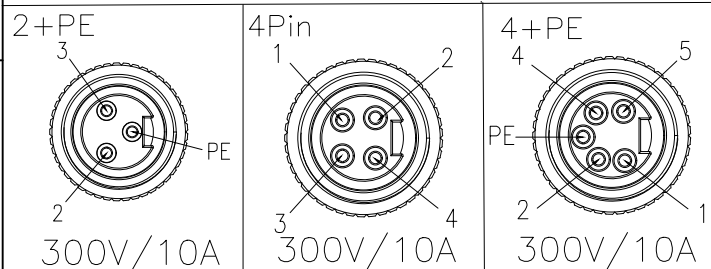
XX : No. Of Pin

XXX (Length) : \_\_\_\_\_

First X : A (0 meter) , B (1 Meter)

XX :10 (100mm) , 20 (200mm)

XXX :A10 (100mm) , B20 (1200mm)



Pin Out

Pin	Wire Color	Pin	Wire Color	Pin	Wire Color
2	Brown	1	Brown	1	Brown
3	Gray	2	Black	2	Black
PE	Green/Yellow	3	Gray	PE	Green/Yellow
		4	Green/Yellow	4	Gray
				5	White

<b>RoHS COMPLIANT</b>	Unit : mm	<b>PROJECTION</b>		<b>JPC connectivity</b>		
	GENERAL TOLERANCES: (UNLESS SPECIFIED)					TITLE
	0 = ±.50	D.R.	07/16/2024	7/8" Cable Slide Female Connector	REV. A1	
	0.0 = ±.25	CH.K	07/16/2024			
0.00 = ±.15	APV.D	07/16/2024	SCALE			SIZE
0.000 = ±.05			-	A4	MN-87-XXC-FFMS-SS-7QXXX	
0 = ±.2						
0.0 = ±.1						